



F. Examine at least four animal hairs provided by your teacher. Draw a sketch of the hair at 100X magnification and write down any unique characteristics you observe that help you tell the hairs apart.

Type of Animal _____




Unique Characteristics:

Type of Animal _____




Unique Characteristics:

Type of Animal _____



Unique Characteristics:

Type of Animal _____



Unique Characteristics:

G. Write a paragraph that compares the human and animal hair samples you examined. What differences did you notice? What characteristics could you use to identify the hair samples?

Hair Evidence Lab

Name _____

A. Pull out a strand of your hair and examine it with a hand lens. You may need to put it on a piece of white or black paper to make it easier to see.

What does the root look like? Choose one.

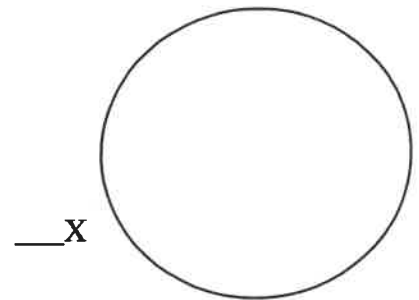
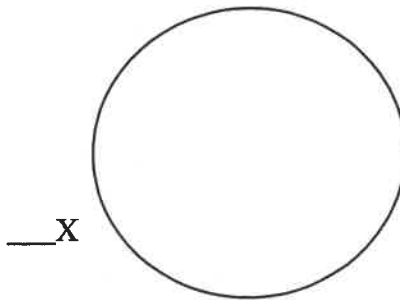
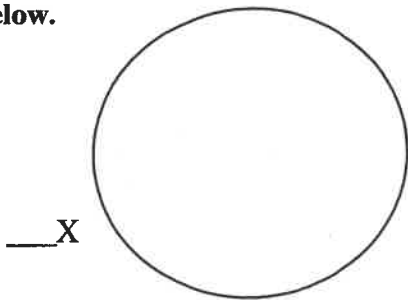
Teardrop Narrow Rounded Pointed Other: _____

What does the tip look like? Choose one.

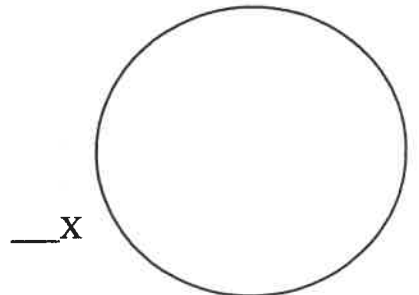
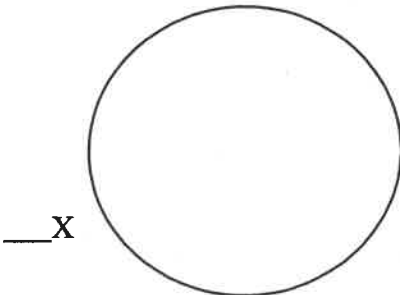
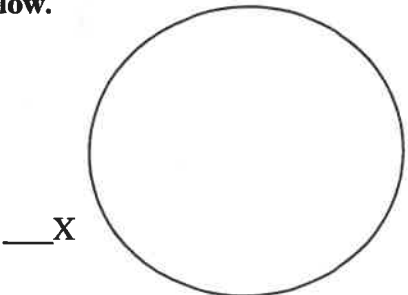
Frayed Smooth Bent Split Other: _____

What color is it? _____ Is the color the same everywhere along the shaft? _____

B. Place your hair on a slide and view the shaft at low, medium, and high power. Draw a sketch in the boxes below.



C. Place your hair on a slide and view the root at low, medium, and high power. Draw a sketch in the boxes below.



D. Locate the three primary structures of your hair and choose the best description for each feature.

- | | | | |
|-----------------------------|------------------------------------------------|------------------------------------------------------------|---------------------------------------|
| <u>Cuticle Scales</u> | <input type="checkbox"/> Flat and smooth | <input type="checkbox"/> Protruding or spiky | <input type="checkbox"/> Other: _____ |
| <u>Cortex Thickness</u> | <input type="checkbox"/> Thick | <input type="checkbox"/> Thin | |
| <u>Cortex Color</u> | <input type="checkbox"/> Same color throughout | <input type="checkbox"/> Different colors – Explain: _____ | |
| <u>Medulla Style</u> | <input type="checkbox"/> Broken | <input type="checkbox"/> Continuous | |
| <u>Medulla Thickness</u> | <input type="checkbox"/> Thick | <input type="checkbox"/> Thin | |
| <u>Medulla Transparency</u> | <input type="checkbox"/> Transparent | <input type="checkbox"/> Semi-transparent | <input type="checkbox"/> Opaque |

E. Compare your hair sample to one from a classmate. How is it similar? How is it different?